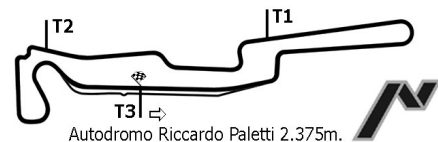


## GORDINI CLUB FELD 2



### AGGREGATE RESULTS

POS No DRIVER NAT TEAM CAR GR CL L TIME GAP SPD FASTEST LAP

#### ASSOLUTA

1	141	NADLINGER H.		PORSCHE 911	8		30	37'32.322	113.882 Km/h	1'13.561	4
2	897	WUTZ T.		PORSCHE 911	8		30	37'43.383	11.061	1'12.908	9
3	938	KOPPEHEL T.			8	E1	30	37'44.097	11.775	1'12.974	7
4	53	FELDMANN S.		HKT SEVEN	8		30	38'08.412	36.090	1'13.842	6
5	883	DECHANT C.		HKT	7		30	38'37.902	1'05.580	1'14.587	2
6	881	BUECHERT S.		HKT	7		30	39'18.566	1'46.244	1'17.179	13
7	890	BREUSS C.		HKT	7		30	39'41.322	2'09.000	1'17.441	19
8	966	FIEDLER A.		OPEL MANTA B	6	K11	30	39'47.836	2'15.514	1'14.285	9
9	893	KOGLER F.		VW GOLF	6		30	39'59.548	2'27.226	1'18.217	5
10	882	ZIMMERMANN K.		HKT	7		29	38'44.433	1 LAP	1'14.728	2
11	44	SCHWEGLER C.		PORSCHE 911	8		29	38'49.437	1 LAP	1'17.536	5
12	870	LUCKINGER/HOEHE		VW SCIROCCO	8		28	36'02.757	2 LAPS	1'14.671	2
13	60	PRITZL H.		BMW M3	6		28	38'12.785	2 LAPS	1'19.408	14
14	55	MILLER T.		VW GOLF 1 GT	5		28	39'03.096	2 LAPS	1'21.022	13
15	24	ZWAHLEN W.		VW KAEFER	5		28	39'14.769	2 LAPS	1'21.370	4
16	924	PREIS H.			6	K11	28	39'16.830	2 LAPS	1'19.631	18
17	31	JENNI B.		SUBARU IMPRE	5		27	38'37.970	3 LAPS	1'23.877	5
18	941	TETTING B.		BMW E 30	6	K11	26	39'15.337	4 LAPS	1'27.186	3
19	66	SCHILLIGER D.		OPEL KADETT	6		25	39'26.760	5 LAPS	1'21.657	25
20	877	RATH K.		AUDI QUATTRO	6		22	31'00.550	8 LAPS	1'21.782	14
21	39	MARTINATO N.		ALFA ROMEO 1	5		18	26'56.175	12 LAPS	1'23.871	10
22	903	GEIER L.		BMW E 30	6	K11	17	23'39.755	13 LAPS	1'21.636	4
23	28	HANS D.		SUBARU IMPRE	6		16	21'43.763	14 LAPS	1'18.786	8
24	925	MATT D.			6	K11	16	25'07.897	14 LAPS	1'23.641	14
25	884	PANGERL R.		OPEL KADETT	6		12	19'11.685	18 LAPS	1'19.061	2
26	944	PFEIFFER R.			5		2	3'23.512	28 LAPS		1

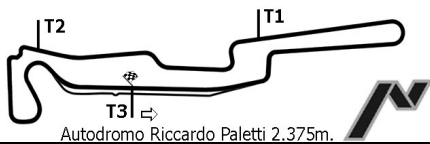
NOT CLASSIFIED

DNS	878	KERL M.		FORD ESCORT	6		14	19'25.707	16 LAPS	1'20.931	4
DNS	910	FISCHER R.			8	E1					
DNS	937	MOSER J.		BMW E 30 V8	6	K11					

Esposta ore:

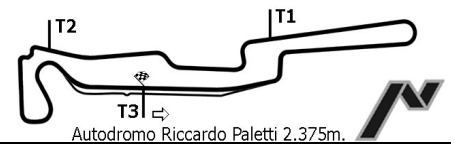
IL DIRETTORE DI GARA : Farit Roth

IL D.S. CRONOMETRAGGIO : Rapi Andrea



## GORDINI CLUB FELD 2

### AGGREGATE RESULTS



POS No DRIVER NAT TEAM CAR GR CL L TIME GAP SPD FASTEST LAP

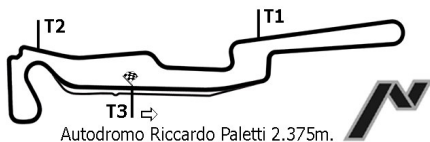
#### KATEGORIE 5

1	55	<b>MILLER T.</b>	VW GOLF 1 GT	5			<b>28</b>	<b>39'03.096</b>	<b>102.172 Km/h</b>		1'21.022	13
2	24	<b>ZWAHLEN W.</b>	VW KAEFER	5			<b>28</b>	<b>39'14.769</b>	11.673		1'21.370	4
3	31	<b>JENNI B.</b>	SUBARU IMPRE	5			<b>27</b>	<b>38'37.970</b>	1 LAP		1'23.877	5
4	39	<b>MARTINATO N.</b>	ALFA ROMEO 1	5			<b>18</b>	<b>26'56.175</b>	10 LAPS		1'23.871	10
5	944	<b>PFEIFFER R.</b>		5			<b>2</b>	<b>3'23.512</b>	26 LAPS			1

Esposta ore:

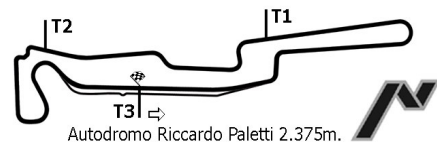
IL DIRETTORE DI GARA : Farit Roth

IL D.S. CRONOMETRAGGIO : Rapi Andrea



## GORDINI CLUB FELD 2

### AGGREGATE RESULTS



POS	No	DRIVER	NAT	TEAM	CAR	GR	CL	L	TIME	GAP	SPD	FASTEST LAP
<b>KATEGORIE 6</b>												
1	966	<b>FIEDLER A.</b>			OPEL MANTA B	6	K11	<b>30</b>	<b>39'47.836</b>	<b>107.419 Km/h</b>		1'14.285 9
2	893	<b>KOGLER F.</b>			VW GOLF	6		<b>30</b>	<b>39'59.548</b>	11.712		1'18.217 5
3	60	<b>PRITZL H.</b>			BMW M3	6		<b>28</b>	<b>38'12.785</b>	2 LAPS		1'19.408 14
4	924	<b>PREIS H.</b>				6	K11	<b>28</b>	<b>39'16.830</b>	2 LAPS		1'19.631 18
5	941	<b>TETTING B.</b>			BMW E 30	6	K11	<b>26</b>	<b>39'15.337</b>	4 LAPS		1'27.186 3
6	66	<b>SCHILLIGER D.</b>			OPEL KADETT	6		<b>25</b>	<b>39'26.760</b>	5 LAPS		1'21.657 25
7	877	<b>RATH K.</b>			AUDI QUATTRO	6		<b>22</b>	<b>31'00.550</b>	8 LAPS		1'21.782 14
8	903	<b>GEIER L.</b>			BMW E 30	6	K11	<b>17</b>	<b>23'39.755</b>	13 LAPS		1'21.636 4
9	28	<b>HANS D.</b>			SUBARU IMPRE	6		<b>16</b>	<b>21'43.763</b>	14 LAPS		1'18.786 8
10	925	<b>MATT D.</b>				6	K11	<b>16</b>	<b>25'07.897</b>	14 LAPS		1'23.641 14
11	884	<b>PANGERL R.</b>			OPEL KADETT	6		<b>12</b>	<b>19'11.685</b>	18 LAPS		1'19.061 2

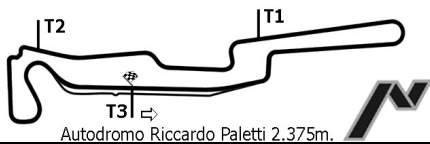
NOT CLASSIFIED

DNS	878	<b>KERL M.</b>			FORD ESCORT	6		<b>14</b>	<b>19'25.707</b>	16 LAPS		1'20.931 4
DNS	937	<b>MOSER J.</b>			BMW E 30 V8	6	K11					

Esposta ore:

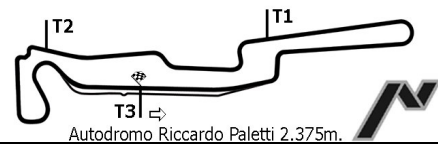
IL DIRETTORE DI GARA : Farit Roth

IL D.S. CRONOMETRAGGIO : Rapi Andrea



## GORDINI CLUB FELD 2

### AGGREGATE RESULTS

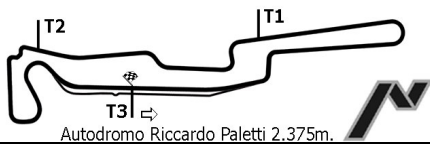


POS	No DRIVER	NAT	TEAM	CAR	GR	CL	L	TIME	GAP	SPD	FASTEST LAP	
<b>KATEGORIE 7</b>												
1	883 <b>DECHANT C.</b>			HKT	7		<b>30</b>	<b>38'37.902</b>	<b>110.660</b>	Km/h	1'14.587	2
2	881 <b>BUECHERT S.</b>			HKT	7		<b>30</b>	<b>39'18.566</b>	40.664		1'17.179	13
3	890 <b>BREUSS C.</b>			HKT	7		<b>30</b>	<b>39'41.322</b>	1'03.420		1'17.441	19
4	882 <b>ZIMMERMANN K.</b>			HKT	7		<b>29</b>	<b>38'44.433</b>	1 LAP		1'14.728	2

Esposta ore:

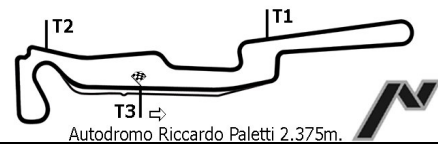
IL DIRETTORE DI GARA : Farit Roth

IL D.S. CRONOMETRAGGIO : Rapi Andrea



## GORDINI CLUB FELD 2

### AGGREGATE RESULTS



POS No DRIVER NAT TEAM CAR GR CL L TIME GAP SPD FASTEST LAP

#### KATEGORIE 8

1	141	<b>NADLINGER H.</b>	PORSCHE 911	8		<b>30</b>	<b>37'32.322</b>	<b>113.882 Km/h</b>		1'13.561	4
2	897	<b>WUTZ T.</b>	PORSCHE 911	8		<b>30</b>	<b>37'43.383</b>	11.061		1'12.908	9
3	938	<b>KOPPEHEL T.</b>		8	E1	<b>30</b>	<b>37'44.097</b>	11.775		1'12.974	7
4	53	<b>FELDMANN S.</b>	HKT SEVEN	8		<b>30</b>	<b>38'08.412</b>	36.090		1'13.842	6
5	44	<b>SCHWEGLER C.</b>	PORSCHE 911	8		<b>29</b>	<b>38'49.437</b>	1 LAP		1'17.536	5
6	870	<b>LUCKINGER/HOEHE</b>	VW SCIROCCO	8		<b>28</b>	<b>36'02.757</b>	2 LAPS		1'14.671	2

NOT CLASSIFIED

DNS 910 **FISCHER R.** 8 E1

Esposta ore:

IL DIRETTORE DI GARA : Farit Roth

IL D.S. CRONOMETRAGGIO : Rapi Andrea